

L.SP3 CONFIGURATOR

YOUR PERSONAL L.SP3 SOLUTION

AGENDA

- Log in | Registration
- Start: your fastening application
- L.SP3 access | inline | straight | angle
- L.SP3 touch
- L.SP3 connect
- L.SP3 angle
- Tool selection | Service | Your configuration result

AGENDA

- Log in | Registration
- Start: your fastening application
- L.SP3 access | inline | straight | angle
- L.SP3 touch
- L.SP3 connect
- L.SP3 angle
- Tool selection | Service | Your configuration result

The screenshot shows the LÜBBERING website interface. At the top, there is a navigation menu with 'More', 'Fastening', 'Drilling', 'Applications', 'Service', and 'Contact'. The 'Fastening' menu is open, showing options: 'Fastening with L.SP3', 'L.SP3 system', 'L.SP3 angle', 'L.SP3 special', 'L.SP3 applications', and 'L.SP3 configurator'. Below the menu is a banner for 'THE LÜBBERING SHOWTRUCK IS ON ITS WAY TO YOU.' and a section for 'Fair Dates'. The main content area features the slogan 'MEHR ALS EINE IDEE MEHR' and the L.SP3 logo. To the right, there is a 'LOGIN.' section with input fields for 'Email' and 'Password', a 'Login' button, and links for 'Register as new user' and 'Forgot password?'. The LÜBBERING logo is also present in the top right corner of the page content.

Register quickly and easily on our website: www.luebbering.de/configurator

AGENDA

- Log in | Registration
- **Start: your fastening application**
- L.SP3 access | inline | straight | angle
- L.SP3 touch
- L.SP3 connect
- L.SP3 angle
- Tool selection | Service | Your configuration result

START WITH SELECTION OF YOUR FASTENING APPLICATION (1/2)


MEHR ALS EINE IDEE MEHR
LÜBBERING®

Home | My configurations | My settings | Logout | Imprint

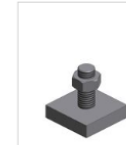
YOUR ENTRIES

YOUR SELECTION

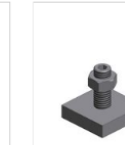
Fastening application




Screw



Nut



Hold + Drive



Cap nut

Tightening torque

120,00

Nm

1062,09

in.lbs

Across flats

17,000

mm

0,6



inch/dec.

43/64"

inch

SELECTION OF FASTENER PROFILE

AF Across flats male

CONFIGURATION START

- ▶ Start your fastening application.
- ▶ Depending on the fastening selection, additional entry fields will appear if necessary.
- ▶ You will get an illustration for explanation on the right by clicking in an entry field (cf. width across flats).
- ▶ For an easier selection, all output socket gear profiles are displayed visually.

START WITH SELECTION OF YOUR FASTENING APPLICATION (2/2)

MEHR ALS EINE IDEE MEHR LÜBBERING®

Home | My configurations | My settings | Logout | Imprint

Fastening application

FASTENING APPLICATION DETAILS

Screw

Nut

Hold + Drive

Cap nut

Apply aerospace specification data ...

Tightening torque: 120,00 Nm / 1062,09 in.lbs

Across flats: 10,000 mm / 0,394 inch / 25/64 inch

SELECTION OF FASTENER PROFILE: AF Across flats male

HOLD + DRIVE / HOLDER UNIT SPECIFICATIONS

Across flats: [] mm / [] inch / [] inch

External length: [] mm / [] inch / [] inch

Length of fastening: [] mm / [] inch / [] inch

SELECTION OF RETAINING PROFILE: HEX Hexagon profile female

Continue

FOR AEROSPACE

- ▶ Aerospace specification data for the Hold+Drive application (and for the head nut) can be put in.
- ▶ In addition, specifications to the holder unit as well as the requested retaining profile will be queried for the Hold+Drive application

x

AEROSPACE SPECIFICATION

TYPE OF APPLICATION

Frangible collar Hold+Drive Torque control

FASTENER SPECIFICATION

Collar: [] Code: []

Bolt: [] Code: []

A/F OF FASTENING COMPONENT

A/F collar [Y]

A/F bit [Y]

MAX. TORQUE

Apply Cancel

AGENDA

- Log in | Registration
- Start: your fastening application
- **L.SP3 access | inline | straight | angle**
- L.SP3 touch
- L.SP3 connect
- L.SP3 angle
- Tool selection | Service | Your configuration result

MEHR ALS EINE IDEE MEHR

Home | My configurations | My settings | Logout | Imprint

Fastening application

Model

SELECTION OF GEARBOX

YOUR ENTRIES

FASTENING APPLICATION

Fastener
Hold + Drive

Fastener profile
AF Across flats male

Tightening torque
120.00 Nm 1062.09
in.lbs

Nominal width of drive profile
10.00 mm 0.39 inch 25/64"

YOUR SELECTION

Your entries are documented on the left. Via the black button, you are able to blend them for a wider screen.

L.SP3 access

L.SP3 access inline

L.SP3 angle

L.SP3 access straight

Continue

LSP3

FOUR DIFFERENT MODELS

- ▶ Standard model of a geared offset head (with angle head):
 - **L.SP3 access**
- ▶ Straight-line geared offset head:
 - **L.SP3 access inline**
- ▶ Individual angle head:
 - **L.SP3 angle**
- ▶ Axial geared offset head
 - **L.SP3 access straight**
 - only applicable when Hold+Drive has been selected beforehand.
- ▶ If the fastening application “cap nut” (pipeline) has been selected, only open geared offset heads will be displayed.

MEHR ALS EINE IDEE MEHR
LÜBBERING®

[Home](#) | [My configurations](#) | [My settings](#) | [Logout](#) | [Imprint](#)

>
Fastening application
Model
L.SP3 access
L.SP3 touch

OUTPUT SOCKET GEAR SPECIFICATIONS

Total length L max. mm inch/dec. inch


External length EL min. mm inch/dec. inch

External length EL max. mm inch/dec. inch

Output socket gear: through profile

Profile depth P min. mm inch/dec. inch

Opening width C min. mm inch/dec. inch

Selection of output socket gear profile


HEX Hexagon profile


Continue


Very useful:

Automatic conversion in inch | A click in the entry field shows a drawing for explanation.
 If „fastening with nut / bit“ has been selected, further details on the nut follow.

AGENDA

- Log in | Registration
- Start: your fastening application
- L.SP3 access | inline | straight | angle
- **L.SP3 touch**
- L.SP3 connect
- L.SP3 angle
- Tool selection | Service | Your configuration result

MEHR ALS EINE IDEE MEHR


[Home](#) | [My configurations](#) | [My settings](#) | [Logout](#) | [Imprint](#)

>

Fastening application
Model


L.SP3 access

GEARED OFFSET HEAD SPECIFICATIONS

Radius R max.	<input type="text" value="20,000"/>	<input type="text" value="mm"/>	<input type="text" value="0,787"/>	<input type="text" value="inch/dec."/>	<input type="text" value="25/32"/>	<input type="text" value="inch"/>
Housing height H max.	<input type="text"/>	<input type="text" value="mm"/>	<input type="text"/>	<input type="text" value="inch/dec."/>	<input type="text"/>	<input type="text" value="inch"/>
Width W max.	<input type="text"/>	<input type="text" value="mm"/>	<input type="text"/>	<input type="text" value="inch/dec."/>	<input type="text"/>	<input type="text" value="inch"/>
Centre to centre distance L1 min.	<input type="text"/>	<input type="text" value="mm"/>	<input type="text"/>	<input type="text" value="inch/dec."/>	<input type="text"/>	<input type="text" value="inch"/>
Centre to centre distance L1 max.	<input type="text"/>	<input type="text" value="mm"/>	<input type="text"/>	<input type="text" value="inch/dec."/>	<input type="text"/>	<input type="text" value="inch"/>
Extension length L2 min.	<input type="text"/>	<input type="text" value="mm"/>	<input type="text"/>	<input type="text" value="inch/dec."/>	<input type="text"/>	<input type="text" value="inch"/>
Nose radius E max.	<input type="text"/>	<input type="text" value="mm"/>	<input type="text"/>	<input type="text" value="inch/dec."/>	<input type="text"/>	<input type="text" value="inch"/>


Fastening with nut / bit

Continue



i By entering your specifications a picture is shown.

SELECTION OF GEARED OFFSET HEAD & OUTPUT SOCKET GEAR

MEHR ALS EINE IDEE MEHR 

Home | Meine Konfigurationen | Meine Einstellungen | Logout | Impressum

Schraubfall Bauform L.SP3 access L.SP3 touch **Auswahl**

AUSWAHL FLACHABTRIEB mm inch

Artikel-Nr.	Bezeichnung	R [mm]	H [mm]	L1 [mm]	L2 [mm]	B [mm]	max. T [Nm]	n
80433101	L.SP3 access C-190-005	19,100	29,000	106,900	74,400	43,600	125,000	3
80443101	L.SP3 access C-190-006	19,100	29,000	143,750	111,300	43,600	126,000	4
89433204	L.SP3 special access C-140-001	18,050	32,000	95,655		41,400	130,000	3
80443215	L.SP3 access C-140-006	19,600	32,000	129,700	100,700	42,000	135,000	4
80423216	L.SP3 access C-140-004	19,600	32,000	63,100	34,100	42,000	135,000	2
80433210	L.SP3 access C-140-005	19,600	32,000	96,400	67,400	42,000	135,000	3
80643000	L.SP3 special access C-250-011	18,500	30,000	125,400	69,700	38,500	140,000	4
89673200	L.SP3 special access C-500-004	19,000	32,000	218,900	103,400	38,000	140,000	6

Anzahl Treffer: 14

AUSWAHL ABTRIEBSZAHNRAD

Artikel-Nr.	Bezeichnung	SW [mm]	SW [inch]	Profil	L [mm]	AL [mm]	P [mm]	C [mm]
70994215	L.SP3 touch HEX17	17,000	~ 43/64	HEX	29,000	0,000	7,000	-
70994216	L.SP3 touch HEX17	17,000	~ 43/64	HEX	44,000	15,000	7,000	-
70994217	L.SP3 touch HEX17	17,000	~ 43/64	HEX	59,000	30,000	7,000	-

Anzahl Treffer: 3

Flachabtrieb mit Schutzüberzug

Abtriebsrichtung

nach unten nach oben

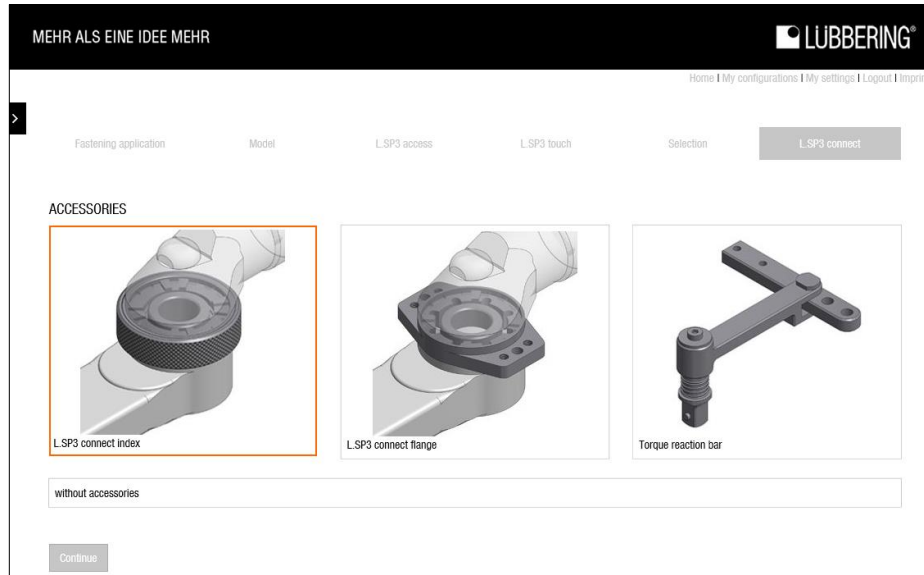
Weiter

SELECTION

- ▶ Best match: marked in grey
 - Presorting of the geared offset head:
 1. lowest output torque comes first
 - Presorting of the output socket gear:
 1. Nominal width output profile
 2. Output profile (A/F and profile)
 3. Length (EL= 0 comes first);
 4. Opening width
- ▶ Sorting with click on the column heading
- ▶ Can be shown in mm or inch
- ▶ By moving the mouse cursor over the column headings an explaining picture is shown
- ▶ If your desired article is not available yet, a P-article is shown in grey. Moreover, you receive adjacent suggestions and can choose an alternative article.

AGENDA

- Log in | Registration
- Start: your fastening application
- L.SP3 access | inline | straight | angle
- L.SP3 touch
- **L.SP3 connect**
- L.SP3 angle
- Tool selection | Service | Your configuration result



L.SP3 CONNECT

▶ Select:

- **L.SP3 connect index** for a turn of the angle head by 360°
- **L.SP3 connect flange** to attach further accessories
- **Torque reaction bar**

AGENDA

- Log in | Registration
- Start: your fastening application
- L.SP3 access | inline | straight | angle
- L.SP3 touch
- L.SP3 connect
- **L.SP3 angle**
- Tool selection | Service | Your configuration result

L.SP3 CONFIGURATOR


ANGLE HEAD SELECTION

MEHR ALS EINE IDEE MEHR LÜBBERING®


[Home](#) | [My configurations](#) | [My settings](#) | [Logout](#) | [Imprint](#)

[Fastening application](#) | [Model](#) | [L.SP3 access](#) | [L.SP3 touch](#) | [Selection](#) | [L.SP3 connect](#) | **L.SP3 angle**

SELECTION OF THE ANGLE HEAD



L.SP3 angle - 90°



L.SP3 angle - 110°

YOUR ENTRIES

FASTENING APPLICATION

Fastener
Screw

Fastener profile
AF Across flats male

Tightening torque
120.00 Nm 1062.09
 in.lbs

Nominal width of drive profile
17.00 mm 0.67 inch 43/64"

GEARED OFFSET HEAD

Radius max.
20.00 mm 0.79 inch 25/32"

i Select a LÜBBERING angle head **L.SP3 angle** in 90° or 110° and **no adapter** is needed.

AGENDA

- Log in | Registration
- Start: your fastening application
- L.SP3 access | inline | straight | angle
- L.SP3 touch
- L.SP3 connect
- L.SP3 angle
- **Tool selection | Service | Your configuration result**

MEHR ALS EINE IDEE MEHR

Home | My configurations | My settings | Logout | Impr

Fastening application | Model | L.SP3 access | L.SP3 touch | Selection | L.SP3 connect | L.SP3 angle | Tool | **Service**

RUNNING-IN CERTIFICATE

Article no.	Description
	without MFU
D0000372	Machine Capability Test 25 - Power Tool
D0000373	Machine Capability Test 50 - electric power tool
D0000374	Machine Capability Test 50_25-25-Power Tool

Artikel-Nr.	Description
D0000319	Running-in of geared offset head - both directions
D0000310	Running-in of geared offset head - working direction
D0000314	Running-in of geared offset head without certificate

Direction of rotation
 right left right and left

RUNNING-IN TEST TORQUE

120,000 Nm 1062,090 in.lbs

TOOL-ADAPTION

Tool assembly

Mounting direction middle

Mounting angle degree

INDIVIDUAL INSCRIPTION

Your text

Continue

LÜBBERING SERVICES

- ▶ Machine capability analysis
- ▶ Running-in with LÜBBERING certificate
- ▶ Choose the direction of rotation
- ▶ Select „tool assembly“ and we assemble the selected tool to the fastening system.
- ▶ Tailor-made description: enter your text for your fastening system here.

MEHR ALS EINE IDEE MEHR LÜBBERING

[Home](#) | [My configurations](#) | [My settings](#) | [Logout](#) | [Imprint](#)

[Fastening application](#) | [Model](#) | [L.SP3 access](#) | [L.SP3 touch](#) | [Selection](#) | [L.SP3 connect](#) | [L.SP3 angle](#) | [Tool](#) | [Service](#) | **Result**

CONFIGURATION RESULT

#	Article no.	Description	Product group	Weight (kg)	Quantity	Provision
1	80433101	L.SP3 access C-190-005	Gearred offset head	1,073	1	<input type="checkbox"/>
2	70894215	L.SP3 touch HEX17	Output socket gear		1	<input type="checkbox"/>
3	91901273	L.SP3 angle 190-003	Angle head	1,803	1	<input type="checkbox"/>
4	P0000058	Actuator set according to the customers specifications	Drive set	0,790	1	<input type="checkbox"/>
5	90936677	L.SP3 x-connect 190-2027	Axial-adapter	0,630	1	<input type="checkbox"/>
6	90936632	L.SP3 connect index 190	Adapter	0,790	1	<input type="checkbox"/>
7	60301076	ETD ST81-120-13 without drive unit	Tool		1	<input checked="" type="checkbox"/>
8	D0000100	Adaption - Adapter to drive unit	Service		1	<input type="checkbox"/>

Quantity:

TECHNICAL DETAILS

Input torque	121,215 Nm	1072,845 in. lbs
Output torque	120,000 Nm	1062,090 in. lbs
Total gear ratio	1,303	
Total efficiency factor	0,760	
Weight per Fastening system	Drehrichtungsumkehr 5,085 kg	

[View my configuration \(PDF\)](#)

[View drawing of the components \(PDF\)](#)

[Download 3D models of components \(STP\)](#)

[Save my configuration](#)

[Send inquiry](#)

[New configuration](#)

YOUR L.SP3 SOLUTION

- ▶ Clear overview
- ▶ A drawing of your configured system can be shown directly
- ▶ PDF document with:
 - article-no., drawings, technical data
- ▶ Save configurations in your own account and call them up at any time
- ▶ Decide on your own when your configuration is ready.

YOUR ADVANTAGES AT A GLANCE

- + Entire fastening system configurable:
from socket gears to drive units from all major tool manufacturers
- + Available online on mobile devices
- + Own login account
- + Save configurations and call them up at any time
- + Send requests directly from the configurator
- + Easy handling

Johannes Lübbering GmbH
Industriestraße 4
33442 Herzebrock-Clarholz | Germany

Fon: +49 (52 45) 83 09 – 0
Fax: +49 (52 45) 83 09 – 250

info@luebbering.de | www.luebbering.de